

**FEMA REQUIREMENT S**  
**Originally developed by State of Florida**  
**Adopted by FEMA as National Standard**

**EMERGENCY WORKER BASE CAMP REQUIREMENTS**

RESOURCE: State of Florida - Emergency Worker Base Camps						
CATEGORY:		Emergency Worker Encampment / Life Support / Base Camp		KIND:	Facility System	
MINIMUM CAPABILITIES:		TYPE I	TYPE II	TYPE III	TYPE IV	
COMPONENT	METRIC	FIGURE 1	FIGURE 2	FIGURE 3	FIGURE 4	
Site Capacity	Capacity	1000 Persons	750 Persons	500 Persons	250 Persons	
Site Type	Type	Fixed Structures Camp, Hard sided Tents, CONEX or modular systems. Must conform to normal wind loading requirements of at least 45 MPH sustained, or 75 MPH in hurricane zones.	Fixed Structures Camp, Hard Sided Tents, CONEX or modular systems. Must conform to normal wind loading requirements of at least 45 MPH sustained, or 75 MPH in hurricane zones.	Fixed Structures Camp, Hard or Soft Sided Tents, CONEX or modular systems. Must conform to normal wind loading requirements of at least 45 MPH sustained, or 75 MPH in hurricane zones.	Fixed Structures Camp, Soft Sided Tents, or modular systems. Must conform to normal wind loading requirements of at least 45 MPH sustained, or 75 MPH in hurricane zones.	
Set-Up Time	Time	84 – 96 Hours from time of arrival on scene	84 – 96 Hours from time of arrival on scene	72 - 84 Hours from time of arrival on scene	48 - 72 Hours from time of arrival on scene	
Square Footage Requirements	Space	CAMP: 250,000 Sq. Ft. PARKING: 550,000 Sq. Ft. TOTAL: 800,000 Sq. Ft.	CAMP: 210,000 Sq. Ft. PARKING: 370,000 Sq. Ft. TOTAL: 580,000 Sq. Ft.	CAMP: 80,000 Sq. Ft. PARKING: 180,000 Sq. Ft. TOTAL: 360,000 Sq. Ft.	CAMP: 170,000 Sq. Ft. PARKING: 120,000 Sq. Ft. TOTAL: 290,000 Sq. Ft.	
Site Prep	Equipment	If required, site may require grading, debris clearance, and/or placement of 3-4" large gravel base for drainage.	If required, site may require grading, debris clearance, and/or placement of 3-4" large gravel base for drainage.	If required, site may require grading, debris clearance, and/or placement of 3-4" large gravel base for drainage.	If required, site may require grading, debris clearance, and/or placement of 3-4" large gravel base for drainage.	

RESOURCE:		State of Florida - Emergency Worker Base Camps			
CATEGORY:	Emergency Worker Encampment / Life Support / Base Camp			KIND:	Facility System
MINIMUM CAPABILITIES:		TYPE I	TYPE II	TYPE III	TYPE IV
COMPONENT	METRIC	FIGURE 1	FIGURE 2	FIGURE 3	FIGURE 4
Parking Area(s)	Space	Parking area will be designated as per examples in Figures 1, 3, 5 & 7. Lot shall be well marked and lighted. One-way designated traffic routes will be established and well marked. Separate areas will be designated for large apparatus and trucks.	Parking area will be designated as per examples in Figures 1, 3, 5 & 7. Lot shall be well marked and lighted. One-way designated traffic routes will be established and well marked. Separate areas will be designated for large apparatus and trucks.	Parking area will be designated as per examples in Figures 1, 3, 5 & 7. Lot shall be well marked and lighted. One-way designated traffic routes will be established and well marked. Separate areas will be designated for large apparatus and trucks.	Parking area will be designated as per examples in Figures 1, 3, 5 & 7. Lot shall be well marked and lighted. One-way designated traffic routes will be established and well marked. Separate areas will be designated for large apparatus and trucks.
Camp Management	Government Personnel	Type II IST – Camp Manager Food Unit Leader Safety Officer Supply Unit Leader Facilities Unit Leader Medical Unit Leader Security Manager	Type III IST Camp Manager Food Unit Leader Safety Officer Supply Unit Leader Facilities Unit Leader Medical Unit Leader Security Manager	Type III IST Camp Manager Food Unit Leader Safety Officer Supply Unit Leader Facilities Unit Leader Medical Unit Leader Security Manager	Type III IST or L Section Camp Manager Food Unit Leader Safety Officer Medical Unit Leader
Camp Construction, Engineering and Operations	Contractor Personnel	Director of Operations Chief of Operations Logistics Officer Project Managers Camp Managers Safety Personnel Camp Administration Site Operations Surveyor Engineer CAD Technician Equipment Managers Inventory Managers Licensed Plumbing Tech Licensed Electrical Tech Billeting Coordinators Chef Food Service Group Tent/Structure Erectors Heavy Equipment Operators Truck Drivers Runner/Shuttle Drivers General Laborers Security (Contracted)	Director of Operations Chief of Operations Logistics Officer Project Managers Camp Managers Safety Personnel Camp Administration Site Operations Surveyor Engineer CAD Technician Equipment Managers Inventory Managers Licensed Plumbing Tech Licensed Electrical Tech Billeting Coordinators Chef Food Service Group Tent/Structure Erectors Heavy Equipment Operators Truck Drivers Runner/Shuttle Drivers General Laborers Security (Contracted)	Director of Operations Chief of Operations Logistics Officer Project Managers Camp Managers Safety Personnel Camp Administration Site Operations Surveyors Engineer CAD Technician Equipment Managers Inventory Managers Licensed Plumbing Tech Licensed Electrical Tech Billeting Coordinators Chef Food Service Group Tent/Structure Erectors Heavy Equipment Operators Truck Drivers Runner/Shuttle Drivers General Laborers Security (Contracted)	Chief of Operations Logistics Officer Project Managers Camp Managers Safety Personnel Camp Administration Site Operations Surveyor Engineer Equipment Managers Inventory Managers Licensed Plumbing Tech Licensed Electrical Tech Billeting Coordinators Sous Chef Food Service Group Tent/Structure Erectors Heavy Equipment Operator Truck Drivers Runner/Shuttle Drivers General Laborers Security (Contracted)

RESOURCE:		State of Florida - Emergency Worker Base Camps			
CATEGORY:	Emergency Worker Encampment / Life Support / Base Camp			KIND:	Facility System
MINIMUM CAPABILITIES:		TYPE I FIGURE 1	TYPE II FIGURE 2	TYPE III FIGURE 3	TYPE IV FIGURE 4
COMPONENT	METRIC				
Billiting	Equipment	1,000 Persons, Bunk Beds or cots. Separate areas for male/female and day/night shifts. HVAC Provided in all structures. Each resident shall have access to their own individual locker that can accommodate a pad lock. Beds and or cots will be provided within each sleeping structure. In accordance with ANSI 4.4, a minimum of 50 square feet of space will be provided per occupant. OPTIONAL: Linens, blankets and pillows.	750 Persons, Bunk Beds or cots. Separate areas for male/female and day/night shifts. HVAC Provided in all structures. Each resident shall have access to their own individual locker that can accommodate a pad lock. Beds and or cots will be provided within each sleeping structure. In accordance with ANSI 4.4, a minimum of 50 square feet of space will be provided per occupant. OPTIONAL: Linens, blankets and pillows.	500 Persons, Bunk Beds or cots. Separate areas for male/female and day/night shifts. HVAC Provided in all structures. Each resident shall have access to their own individual locker that can accommodate a pad lock. Beds and or cots will be provided within each sleeping structure. In accordance with ANSI 4.4, a minimum of 50 square feet of space will be provided per occupant. OPTIONAL: Linens, blankets and pillows.	250 Persons, cots. Separate areas for male/female and day/night shifts. HVAC Provided in all structures. Each resident shall have access to their own individual locker that can accommodate a pad lock. Beds and or cots will be provided within each sleeping structure. In accordance with ANSI 4.4, a minimum of 50 square feet of space will be provided per occupant. OPTIONAL: Linens, blankets and pillows.

RESOURCE:		State of Florida - Emergency Worker Base Camps			
CATEGORY:	Emergency Worker Encampment / Life Support / Base Camp			KIND:	Facility System
MINIMUM CAPABILITIES:		TYPE I	TYPE II	TYPE III	TYPE IV
COMPONENT	METRIC	FIGURE 1	FIGURE 2	FIGURE 3	FIGURE 4
Food Services	Equipment	1,400 Persons per meal. Seating for 40% at a time. Fixed temporary ground level facility, commercial NSF restaurant equipment. Plumbed fixtures, dual serving lines, air conditioned dining hall. Kitchen and Dining Facility: The Kitchen and Dining Facility provided at each base camp complies with US Public Health Service 2005 Food Code	1,000 Persons per meal. Seating for 40% at a time. Fixed temporary ground level facility, commercial NSF restaurant equipment. Plumbed fixtures, dual serving lines, air conditioned dining hall. Kitchen and Dining Facility: The Kitchen and Dining Facility provided at each base camp complies with US Public Health Service 2005 Food Code	750 Persons per meal. Seating for 40% at a time. Fixed temporary ground level facility OR interconnected 53' Type I mobile field kitchen trailers, commercial restaurant equipment. Plumbed fixtures, dual serving lines, air conditioned dining hall. Kitchen and Dining Facility: The Kitchen and Dining Facility provided at each base camp complies with US Public Health Service 2005 Food Code	500 Persons per meal. Seating for 40% at a time. Fixed temporary ground level facility OR 53' Type II Mobile Feeding semi-trailer unit, commercial restaurant equipment. Plumbed fixtures, single serving line, air conditioned dining hall. Kitchen and Dining Facility: The Kitchen and Dining Facility provided at each base camp complies with US Public Health Service 2005 Food Code
Food Services	Service	Four Meals per day (3 hot or 2/2), USFS Food Service Contract Specifications 24-hour food services.	Four Meals per day (3 hot or 2/2), USFS Food Service Contract Specifications 24-hour food services.	Four Meals per day (2 hot), USFS Food Service Contract Specifications. 24-hour food services.	Four Meals per day (2 hot), USFS Food Service Contract Specifications. Negotiated hours of food services.
Showers	Equipment	Trailers / CONEX Self Contained, 1200 Persons (ratio of 1 shower head to 10 persons in accordance with ANSI 4.4) Specifications in accordance with USFS Shower Contract.	Trailers / CONEX self-contained, 900 Persons (ratio of 1 shower head to 10 persons in accordance with ANSI 4.4) Specifications in accordance with USFS Shower Contract.	Trailers / CONEX, networked, 600 Persons (ratio of 1 shower head to 10 persons in accordance with ANSI 4.4) Specifications in accordance with USFS Shower Contract.	Trailers / CONEX, networked, 550 Persons (ratio of 1 shower head to 10 persons in accordance with ANSI 4.4) Specifications in accordance with USFS Shower Contract.

RESOURCE:		State of Florida - Emergency Worker Base Camps			
CATEGORY:	Emergency Worker Encampment / Life Support / Base Camp			KIND:	Facility System
MINIMUM CAPABILITIES:		TYPE I	TYPE II	TYPE III	TYPE IV
COMPONENT	METRIC	FIGURE 1	FIGURE 2	FIGURE 3	FIGURE 4
Rest Rooms	Equipment	Trailers, self-contained, 1200 Persons (ratio of at least 1 toilet to 20 persons, or 1 toilet and 1 urinal per 25 males) in accordance with ANSI Z4.3 and Z4.4. Augmented by Porta-lets in parking and auxiliary areas. Hand wash stations (sinks) ratio of one per 10 persons in restrooms, PLUS 6 per entry to dining halls.	Trailers, self-contained, 900 Persons. (Ratio of at least 1 toilet to 20 persons, or 1 toilet and 1 urinal per 25 males) in accordance with ANSI Z4.3 and Z4.4. Augmented by Porta-lets in parking and auxiliary areas. Hand wash stations (sinks) ratio of one per 10 persons in restrooms, PLUS 4 per entry to dining halls.	Trailers, self contained / CONEX, network plumbed, 600 Persons. (Ratio of at least 1 toilet to 20 persons, or 1 toilet and 1 urinal per 25 males) in accordance with ANSI Z4.3 and Z4.4. Augmented by Porta-lets in parking and auxiliary areas. Hand wash stations (sinks) ratio of one per 10 persons in restrooms, PLUS 4 per entry to dining halls.	Trailers, self contained / CONEX, network plumbed 550 Persons. (Ratio of at least 1 toilet to 20 persons, or 1 toilet and 1 urinal per 25 males) in accordance with ANSI Z4.3 and Z4.4. Augmented by Porta-lets in parking and auxiliary areas. Hand wash stations (sinks) ratio of one per 10 persons in restrooms, PLUS 4 per entry to dining halls.
Laundry	Equipment	Full Service fluff and fold laundry service with a 24-hour turn around service. In accordance with ANSI 4.4. Irons and boards will be provided by contractor. Dry cleaning on a 48-hour service.	Full Service fluff and fold laundry service with a 24-hour turn around service. In accordance with ANSI 4.4. Irons and boards will be provided by contractor. Dry cleaning on a 48-hour service.	Full Service fluff and fold laundry service with a 24-hour turn around service. In accordance with ANSI 4.4. Irons and boards will be provided by contractor. Dry cleaning on a 48-hour service.	Self Service fluff and fold laundry equipment provided for resident use. Irons and boards provided by contractor.
Medical Clinic	Equipment	Separate tent / facility. 8 beds w/linen, blankets & pillows, tables, chairs, divider wall, small refrigerator, hand sink, 2 IV poles, 2 gooseneck floor lamps, 2 folding pole stretchers w/ IV poles, 2 floor fans, medical waste can/bags, 12-110 volt outlets, area for daily sick calls. Medical equipment and supplies provided by EMS or Health agency.	Separate tent / facility. 8 beds w/linen, blankets & pillows, tables, chairs, divider wall, small refrigerator, hand sink, 2 IV poles, 2 gooseneck floor lamps, 2 folding pole stretchers w/ IV poles, 2 floor fans, medical waste can/bags, 12-110 volt outlets, area for daily sick calls. Medical equipment and supplies provided by EMS or Health agency.	Separate tent / facility. 8 beds w/linen, blankets & pillows, tables, chairs, divider wall, small refrigerator, hand sink, 2 IV poles, 2 gooseneck floor lamps, 2 folding pole stretchers w/ IV poles, 2 floor fans, medical waste can/bags, 12-110 volt outlets, area for daily sick calls. Medical equipment and supplies provided by EMS or Health agency.	Separate tent / facility. 8 beds w/linen, blankets & pillows, tables, chairs, divider wall, small refrigerator, hand sink, 2 IV poles, 2 gooseneck floor lamps, 2 folding pole stretchers w/ IV poles, 2 floor fans, medical waste can/bags, 12-110 volt outlets, area for daily sick calls. Medical equipment and supplies provided by EMS or Health agency.

RESOURCE: State of Florida - Emergency Worker Base Camps					
CATEGORY:		Emergency Worker Encampment / Life Support / Base Camp		KIND:	Facility System
MINIMUM CAPABILITIES:		TYPE I	TYPE II	TYPE III	TYPE IV
		FIGURE 1	FIGURE 2	FIGURE 3	FIGURE 4
COMPONENT	METRIC				
Life Safety	Equipment	1-5# ABC Fire extinguisher in all spaces at 1 per 500 Sq. Ft. ANSUL system OR 6-10# BC extinguishers in kitchen space. 1 Type VI staffed Brush Truck Smoke detectors in all spaces, kitchen and storage areas.	1-5# ABC Fire extinguisher in all spaces at 1 per 500 Sq. Ft. ANSUL system OR 6-10# BC extinguishers in kitchen space. 1 Type VI staffed Brush Truck Smoke detectors in all spaces, kitchen and storage areas.	1-5# ABC Fire extinguisher in all spaces at 1 per 500 Sq. Ft. ANSUL system OR 6-10# BC extinguishers in kitchen space. 1 Type VI staffed Brush Truck Smoke detectors in all spaces, kitchen and storage areas.	1-5# ABC Fire extinguisher in all spaces at 1 per 500 Sq. Ft. ANSUL system OR 6-10# BC extinguishers in kitchen space. 1 Type VI staffed Brush Truck Smoke detectors in all spaces, kitchen and storage areas.
Moral, Welfare and Recreation	Equipment	Separate tent / facility to accommodate tables, chairs, two large screen TVs, recreational equipment, board and card games, and refreshments for 350 persons. OPTIONAL: Public Wireless Internet to extent possible. Four workstations, 1 printer.	Separate tent / facility to accommodate tables, chairs, two large screen TVs, recreational equipment, board and card games, and refreshments for 250 persons. OPTIONAL: Public Wireless Internet to extent possible. Four workstations, 1 printer.	Combined with Dining Hall or separate facility. Tables, chairs, two large TVs, recreational equipment, board and card games, and refreshments for 200 persons. OPTIONAL: Public Wireless Internet to extent possible. Three workstations, 1 printer.	Combined with Dining Hall. Tables, chairs, two large screen TVs, board and card games, and refreshments for 150 persons.  OPTIONAL: Public Wireless Internet to extent possible. Three workstations, 1 printer.
Administration	Equipment	Separate administrative area for camp management. Resident check-in, credentialing, resource ordering, central security, and camp command element.  2 copiers, 2 fax, folding tables, chairs, and administrative office supplies.  Credentialing/badging system.	Separate administrative area for camp management. Resident check-in, credentialing, resource ordering, central security, and command element.  1 copier, 1 fax, folding tables, chairs, and administrative office supplies.  Credentialing/badging system.	Separate administrative area for camp management. Resident check-in, resource ordering, central security, and command element.  1 copier, 1 fax, folding tables, chairs, and administrative office supplies.  Credentialing/badging system.	Separate administrative area for camp management. Resident check-in, resource ordering, central security, and command element.  1 copier, 1 fax, folding tables, chairs, and administrative office supplies.  Credentialing/badging system.

RESOURCE:		State of Florida - Emergency Worker Base Camps			
CATEGORY:	Emergency Worker Encampment / Life Support / Base Camp			KIND:	Facility System
MINIMUM CAPABILITIES:		TYPE I	TYPE II	TYPE III	TYPE IV
COMPONENT	METRIC	FIGURE 1	FIGURE 2	FIGURE 3	FIGURE 4
Security	Services	<p>Full perimeter security provided. Security personnel at all gates, 24-hours per day, plus at least 1 roaming guard.</p> <p>May be contracted under the supervision of sworn law enforcement. 6' temporary chain link fence if site is unsecured with gates.</p>	<p>Full perimeter security provided. Security personnel at all gates, 24-hours per day, plus at least 1 roaming guard.</p> <p>May be contracted under the supervision of sworn law enforcement. 6' temporary chain link fence if site is unsecured with gates.</p>	<p>Full perimeter security provided. Security personnel at all gates, 24-hours per day, plus at least 1 roaming guard.</p> <p>May be contracted under the supervision of sworn law enforcement. 6' temporary chain link fence if site is unsecured with gates.</p>	<p>Full perimeter security provided. Security personnel at all gates, 24-hours per day, plus at least 1 roaming guard.</p> <p>May be contracted under the supervision of sworn law enforcement. 6' temporary chain link fence if site is unsecured with gates.</p>
Information Technology and Communications	Equipment	<p>ISDN, DSL or satellite data access for the administration of camp operations. Includes at least eight (8) computer workstations, 2 printers, 1 document scanner, 20 POTS or VoIP telephone lines to support voice and fax, Camp public address system Camp two-way radio system with 40 radios. NOAA Weather Radio.</p> <p>OPTIONAL: Public telephone trailers for camp residents provided as available.</p>	<p>ISDN, DSL or satellite data access for the administration of camp operations. Includes at least eight (8) computer workstations, 2 printers, 1 document scanner, 20 POTS or VoIP telephone lines to support voice and fax, Camp public address system Camp two-way radio system with 40 radios. NOAA Weather Radio</p> <p>OPTIONAL: Public telephone trailers for camp residents provided as available.</p>	<p>ISDN, DSL or satellite data access for the administration of camp operations. Includes at least six (6) computer workstations, 1 printers, 1 document scanner, 16 POTS or VoIP telephone lines to support voice and fax, Camp public address system Camp two-way radio system with 30 radios. NOAA Weather Radio</p> <p>OPTIONAL: Public telephone trailers for camp residents provided as available.</p>	<p>ISDN, DSL or satellite data access for the administration of camp operations. Includes at least four (4) computer workstations, 1 printer, 1 document scanner, 16 POTS or VoIP telephone lines to support voice and fax, Two hand held megaphones Camp two-way radio system with 20 radios. NOAA Weather Radio</p> <p>OPTIONAL: Public telephone trailers for camp residents provided as available.</p>

RESOURCE:		State of Florida - Emergency Worker Base Camps			
CATEGORY:	Emergency Worker Encampment / Life Support / Base Camp			KIND:	Facility System
MINIMUM CAPABILITIES:		TYPE I	TYPE II	TYPE III	TYPE IV
COMPONENT	METRIC	FIGURE 1	FIGURE 2	FIGURE 3	FIGURE 4
Infrastructure Support Services	Equipment	Multi-Fuel Truck, Potable water trucks/trailers, waste water vacuum truck, portable waste water treatment plants, wet-proof solid waste dumpsters, grease tanks, prime power generators, light towers, refrigerated food storage trailers, dry stores trailers, forklift, pallet jacks, portable loading doc(s), 6' chain link fencing w/ posts, fire extinguishers.	Multi-Fuel Truck, Potable water trucks/trailers, waste water vacuum truck, portable waste water treatment plants, wet-proof solid waste dumpsters, grease tanks, prime power generators, light towers, refrigerated food storage trailers, dry stores trailers, forklift, pallet jacks, portable loading doc(s), 6' chain link fencing w/ posts, fire extinguishers.	Multi-Fuel Truck, Potable water trucks/trailers, waste water vacuum truck, portable waste water treatment plants, wet-proof solid waste dumpsters, grease tanks, prime power generators, light towers, refrigerated food storage trailers, dry stores trailers, forklift, pallet jacks, portable loading doc(s), 6' chain link fencing w/ posts, fire extinguishers.	Multi-Fuel Truck, Potable water trucks/trailers, waste water vacuum truck, portable waste water treatment plants, wet-proof solid waste dumpsters, grease tanks, prime power generators, light towers, refrigerated food storage trailers, dry stores trailers, forklift, pallet jacks, portable loading doc(s), 6' chain link fencing w/ posts, fire extinguishers.
Ablution	Equipment	Potable water supply, showers, hand wash stations, laundry facilities, portable toilets, restrooms, and wastewater collection systems are provided at each camp. All water supply equipment is rated for potable water supply in accordance with ANSI/NSF 42, 53, & 61 standards. Water systems are installed and operated in accordance with AWWA standards C900, C901 and NSF 14 for distribution systems and flexible lateral supply piping.	Potable water supply, showers, hand wash stations, laundry facilities, portable toilets, restrooms, and wastewater collection systems are provided at each camp. All water supply equipment is rated for potable water supply in accordance with ANSI/NSF 42, 53, & 61 standards. Water systems are installed and operated in accordance with AWWA standards C900, C901 and NSF 14 for distribution systems and flexible lateral supply piping.	Potable water supply, showers, hand wash stations, laundry facilities, portable toilets, restrooms, and wastewater collection systems are provided at each camp. All water supply equipment is rated for potable water supply in accordance with ANSI/NSF 42, 53, & 61 standards. Water systems are installed and operated in accordance with AWWA standards C900, C901 and NSF 14 for distribution systems and flexible lateral supply piping.	Potable water supply, showers, hand wash stations, laundry facilities, portable toilets, restrooms, and wastewater collection systems are provided at each camp. All water supply equipment is rated for potable water supply in accordance with ANSI/NSF 42, 53, & 61 standards. Water systems are installed and operated in accordance with AWWA standards C900, C901 and NSF 14 for distribution systems and flexible lateral supply piping.



RESOURCE:		State of Florida - Emergency Worker Base Camps			
CATEGORY:	Emergency Worker Encampment / Life Support / Base Camp			KIND:	Facility System
MINIMUM CAPABILITIES:		TYPE I	TYPE II	TYPE III	TYPE IV
COMPONENT	METRIC	FIGURE 1	FIGURE 2	FIGURE 3	FIGURE 4
Commissary	Services	<p>OPTIONAL: A full service Commissary shall be provided in the camp in accordance with USFS Commissary Contract Standards.</p>	<p>OPTIONAL: A full service Commissary shall be provided in the camp in accordance with USFS Commissary Contract Standards.</p>	<p>OPTIONAL: Limited service Commissary shall be provided in the camp in accordance with USFS Commissary Contract Standards.</p>	<p>Limited basic essential convenience items (toothpaste, shaving cream, etc) available in the camp in accordance with Administration Of Facilities cost recovery base camp standards.</p>
K-9 Support Area	Equipment	<p>OPTIONAL: A K-9 support area will be established for USaR, Bomb, Drug, and/or other security or specialty K-9 dogs attached to personnel residing in the camp. An area away from resident sleeping and dining areas will be designated with a separate chain link fence, dog walk area. Portable cages under cover, hand wash station and lighting will be provided in the space. Food, water, and cleaning of the space will be the responsibility of the handlers.</p>	<p>OPTIONAL: A K-9 support area will be established for USaR, Bomb, Drug, and/or other security or specialty K-9 dogs attached to personnel residing in the camp. An area away from resident sleeping and dining areas will be designated with a separate chain link fence, dog walk area. Portable cages under cover, hand wash station and lighting will be provided in the space. Food, water, and cleaning of the space will be the responsibility of the handlers.</p>	<p>OPTIONAL: A K-9 support area will be established for USaR, Bomb, Drug, and/or other security or specialty K-9 dogs attached to personnel residing in the camp. An area away from resident sleeping and dining areas will be designated with a separate chain link fence, dog walk area. Portable cages under cover, hand wash station and lighting will be provided in the space. Food, water, and cleaning of the space will be the responsibility of the handlers.</p>	<p>OPTIONAL: A K-9 support area will be established for USaR, Bomb, Drug, and/or other security or specialty K-9 dogs attached to personnel residing in the camp. An area away from resident sleeping and dining areas will be designated with a separate chain link fence, dog walk area. Portable cages under cover, hand wash station and lighting will be provided in the space. Food, water, and cleaning of the space will be the responsibility of the handlers.</p>

RESOURCE: State of Florida - Emergency Worker Base Camps					
CATEGORY: Emergency Worker Encampment / Life Support / Base Camp		KIND: Facility System			
MINIMUM CAPABILITIES:		TYPE I	TYPE II	TYPE III	TYPE IV
COMPONENT	METRIC	FIGURE 1	FIGURE 2	FIGURE 3	FIGURE 4
Vehicle Support, Maintenance and Refueling Area	Equipment and Space	OPTIONAL: A designated area will be established contiguous to the camp for the purpose of basic vehicle maintenance and refueling. Vehicle maintenance services, tire repairs and refueling services will be separately contracted for to include services, equipment, parts and materials, waste disposal, fluid containment and berms and fire suppression systems.	OPTIONAL: A designated area will be established contiguous to the camp for the purpose of basic vehicle maintenance and refueling. Vehicle maintenance services, tire repairs and refueling services will be separately contracted for to include services, equipment, parts and materials, waste disposal, fluid containment and berms and fire suppression systems.	OPTIONAL: A designated area will be established contiguous to the camp for the purpose of basic vehicle maintenance and refueling. Vehicle maintenance services, tire repairs and refueling services will be separately contracted for to include services, equipment, parts and materials, waste disposal, fluid containment and berms and fire suppression systems.	OPTIONAL: A designated area will be established contiguous to the camp for the purpose of basic vehicle maintenance and refueling. Vehicle maintenance services, tire repairs and refueling services will be separately contracted for to include services, equipment, parts and materials, waste disposal, fluid containment and berms and fire suppression systems.
ATM	Equipment	OPTIONAL: Portable ATM Machine or trailers provided if possible.	OPTIONAL: Portable ATM Machine or trailer provided if possible.	OPTIONAL: Portable ATM Machine or trailer provided if possible.	OPTIONAL: Portable ATM Machine or trailer provided if possible.
Postal and Express Services	Service	OPTIONAL: U.S. Postal services and express mail services (FedEx/UPS etc.) will be arranged through the Administrative Section of the camp for residents.	OPTIONAL: U.S. Postal services and express mail services (FedEx/UPS etc.) will be arranged through the Administrative Section of the camp for residents.	OPTIONAL: U.S. Postal services and express mail services (FedEx/UPS etc.) will be arranged through the Administrative Section of the camp for residents.	OPTIONAL: U.S. Postal services and express mail services (FedEx/UPS etc.) will be arranged through the Administrative Section of the camp for residents.
		<p><b>BASE CAMPS:</b></p> <p>Base camps are established as required in areas close in proximity to emergency impact areas. The purpose is to accommodate emergency workers where there are limited hotel/motel resources, or when occupying hotels/motels would not permit disaster victims from relocating from shelters in the emergency shelter phase of the operation. Commercial contractors/vendors providing "turn-key" services will be considered the primary source for larger camps, Types can be combined at one site, such as a Type I and a Type II to build a 1,500 person camp.</p> <p>The Contractor should have an ability to construct the base camps and habilitate responders, recovery workers, military and relief agency workers with conditioning, heating, beds and/or cots, bedding, dining halls, kitchens, medical unit, reefer trucks to haul food &amp; Ice and store, 4 meals a day, (drinking) water, water purification and manifold distribution systems, toilets, on-site manifold distribution of black and grey water and associated service, leveled hardwood floors, industrial generators, diesel 4000 watt light towers, utility vehicles, tooling and equipment for plumbing, electrical, and consumables including kitchen utensils,. Contractor shall also provide operations centers, recreation facilities and communication services to insure connectivity. The Contractor shall keep all of their assets mobile, staged with their own fleet of tractor-trailers, and shall be able to keep those assets required by the Government.</p> <p>Detailed Scope of Work, specifications, terms, and conditions must be negotiated between the government entity and the contractor.</p> <p>There are six levels of Base Camps:</p> <ul style="list-style-type: none"> <li>• Type I support 1000 persons</li> </ul>			

RESOURCE:		State of Florida - Emergency Worker Base Camps			
CATEGORY:	Emergency Worker Encampment / Life Support / Base Camp		KIND:	Facility System	
MINIMUM CAPABILITIES:		TYPE I	TYPE II	TYPE III	TYPE IV
COMPONENT	METRIC	FIGURE 1	FIGURE 2	FIGURE 3	FIGURE 4
		<ul style="list-style-type: none"> <li>Type II supports 750 persons</li> <li>Type III supports 500 persons</li> <li>Type IV supports 250 persons</li> <li>Other: Mobile Life Support Trailers</li> </ul> Type V: 53' Self Contained Semi-Trailers Type VI: 40' Motor Homes 32' Travel Trailers			
		<b>OVERVIEW of Services provided at a Base Camp includes:</b>			
		<p><b>Staffing and Management:</b></p> <ul style="list-style-type: none"> <li>Camp construction is considered turn key, bare base, meaning that no on-site infrastructure is technically required to build the camp. Camp engineering and support services are all provided by one prime vendor, who may or may not in turn let sub-contracts for various items or services in the camp.</li> <li>Prime contractor provides all engineering and support staff.</li> <li>Overall, camp management is the responsibility of government at some level with the assignment of at least a Type III IMT or IST.</li> </ul>			
		<p><b>Billeting / Camp Type:</b></p> <ul style="list-style-type: none"> <li>First choice of accommodations is the conversion of a fixed facility / building to accommodate personnel. Such conversion includes partitions or curtains in order to allow for some privacy.</li> <li>For larger operations hard-sided tents, long span structures or soft-sided tents or CONEX Systems can be used as billeting. Tent set-up and must conform to normal wind loading of 45 MPH sustained, or 75 MPH in hurricane areas, based on previous events where structural damage to these structures. Hard sided tents are preferred over soft sided. Tents must be fitted with floors and HVAC systems.</li> <li>For small deployments or where teams are moving from site to site every 1-2 days, self-contained 53' semi-trailer bunkhouses, bunkhouses or RV's can be utilized. Trailers can accommodate six personnel, while bunkhouses accommodate 10 personnel. 53' semi-trailers can accommodate 10 personnel.</li> </ul>			
		<p><b>Food Services:</b></p> <ul style="list-style-type: none"> <li>Food services will be accomplished through contract catering. Four meals per day will be served in accordance with current US military approved 14-day rotation meal plan will be established. Food service facilities must meet all required public health code requirements to include NSF approved equipment, sealed floor, HVAC, bug screens and/or air curtain blowers, equipment and utensil sanitation, fire suppression, appropriate for the size of camp. Camp catering must be able to feed at least 30% more persons above camp residents</li> </ul>			
		<p><b>Shower Accommodations:</b></p> <ul style="list-style-type: none"> <li>Shower trailers or CONEX systems will be brought in. These trailers/CONEX typically accommodate 6-10 persons at a time and include a high capacity hot water heater, typically fueled by propane or diesel fuels. Camp must be able to shower 20% more persons above camp residents</li> </ul>			
		<p><b>Restroom Accommodations:</b></p> <ul style="list-style-type: none"> <li>Porta-potties will not be used unless no other resources were available, except in remote area such as parking and service areas. Restrooms will conform to ANSI 4.4 regulations. Restroom trailers resemble a public restroom, are well lighted, have mirrors, sinks, toilets, and urinals for men and women. Camp must be able to accommodate 20% more persons above camp residents.</li> </ul>			
		<p><b>Laundry Facilities and Services:</b></p> <ul style="list-style-type: none"> <li>Portable laundry trailers or CONEX systems come in two configurations, self-service and commercial. In the self-service, workers use a laundromat. In the commercial version, a contract service will be brought in to wash, dry and fold laundry for base personnel.</li> </ul>			
		<p><b>Medical Care:</b></p> <ul style="list-style-type: none"> <li>A basic medical clinic will be provided to afford routine medical check-ups and care. Contractor shall establish the area and provide medical equipment, and services shall be provided by either EMS or public health personnel. Any emergency will necessitate calling 911.</li> </ul>			
		<p><b>Moral, Welfare and Recreation Facility:</b></p> <ul style="list-style-type: none"> <li>Between meal periods, the dining tent will be used as a recreation facility for Type IV, V, and VI camps. On Type I, II and III camps a separate tent facility will be provided with recreation items such as a Ping-Pong table, large screen TV, reading library, daily newspapers, and other items to afford workers a means to relax between shifts. Internet workstations shall be an option for personnel to check e-mail or document work requirements.</li> </ul>			
		<p><b>Administration:</b></p>			

**RESOURCE: State of Florida - Emergency Worker Base Camps**

**CATEGORY: Emergency Worker Encampment / Life Support / Base Camp**      **KIND: Facility System**

MINIMUM CAPABILITIES:		TYPE I	TYPE II	TYPE III	TYPE IV
METRIC		FIGURE 1	FIGURE 2	FIGURE 3	FIGURE 4

- Personnel check-in. Agencies sending emergency personnel to a Base Camp will identify those personnel by name / agency to the C issue a separate credential. Camp Managers in the Administration Unit will assign berthing space to individuals. Each person shall be issued level of services the person is entitled to at the camp.
- Three levels of check-in, and issuance of identity cards / credentialing are designated:
  - Resident – Full time sleeping, dining and full services
  - Meals and Showers Only – Typically for commercial trucking personnel who sleep in their trucks and only require food, shower and
  - Meals Only – Personnel who will only receive meals at the Camp and reside and shower at other locations or at home.
- Telecommunications
  - Public pay phone trailers will be located within the billeting area, food service, recreation and administrative areas to allow
  - POTS or VoIP telephone lines and ISDN, DSL, Satellite, or fiber optic T-1 lines will be ordered to support the administrati
- Office space will be established to allow for the management of the site
- Life Safety & Security will be mission tasked to law enforcement, fire, and EMS agencies to support camp operations.

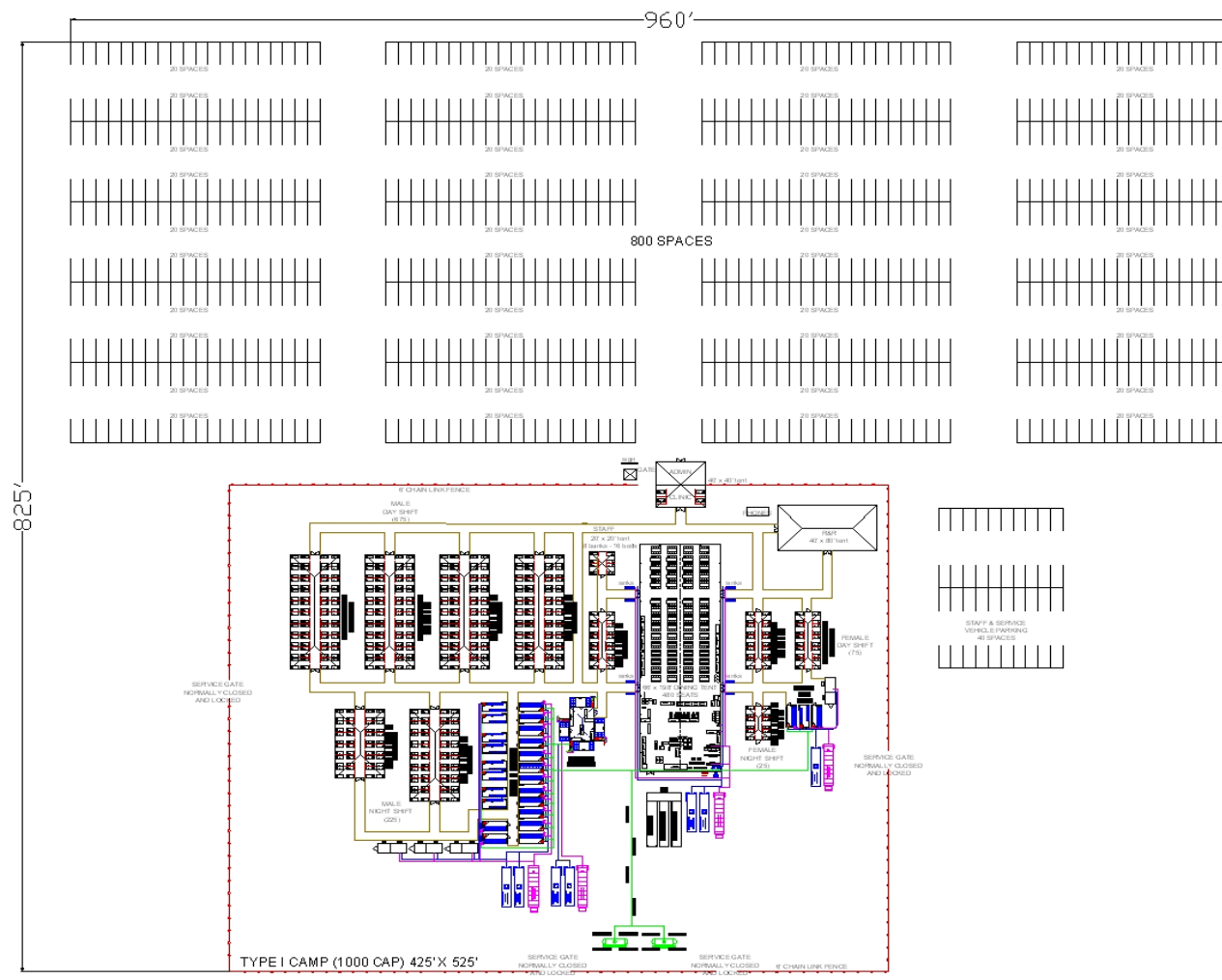


Figure 1: TYPICAL - TYPE I BASE CAMP - 1000 PERSONS





**RESOURCE: State of Florida - Emergency Worker Base Camps**

**CATEGORY: Emergency Worker Encampment / Life Support / Base Camp**      **KIND: Facility System**

MINIMUM CAPABILITIES:		TYPE I FIGURE 1	TYPE II FIGURE 2	TYPE III FIGURE 3	TYPE IV FIGURE 4
-----------------------	--	--------------------	---------------------	----------------------	---------------------

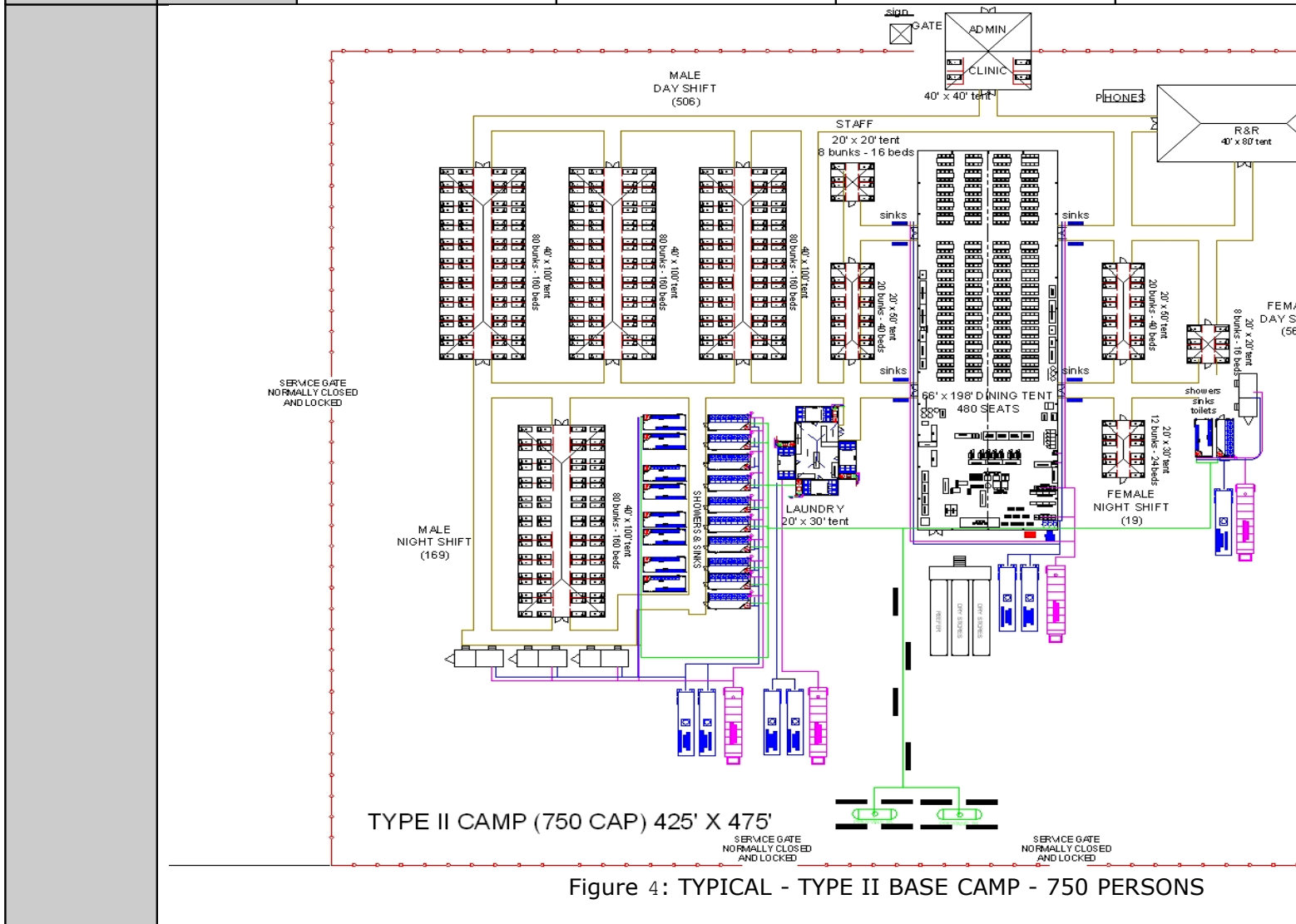


Figure 4: TYPICAL - TYPE II BASE CAMP - 750 PERSONS

**RESOURCE: State of Florida - Emergency Worker Base Camps**

**CATEGORY: Emergency Worker Encampment / Life Support / Base Camp**      **KIND: Facility System**

MINIMUM CAPABILITIES:		TYPE I	TYPE II	TYPE III	TYPE IV
COMPONENT	METRIC	FIGURE 1	FIGURE 2	FIGURE 3	FIGURE 4

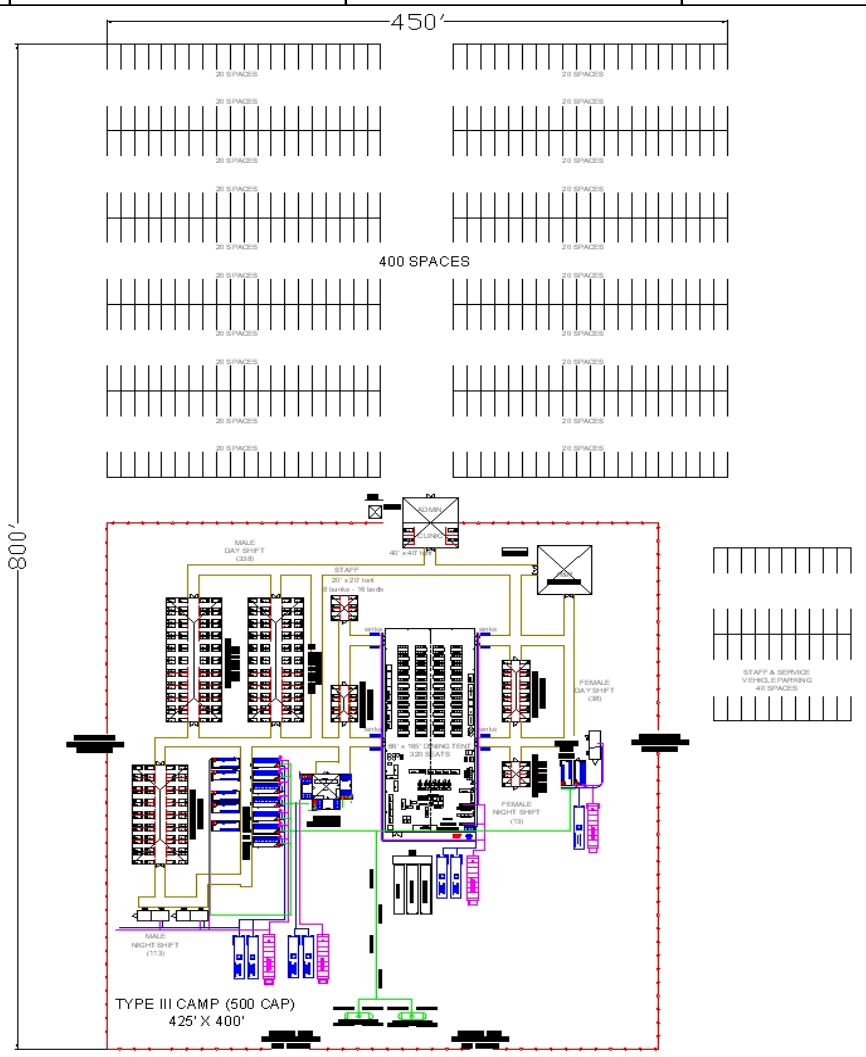


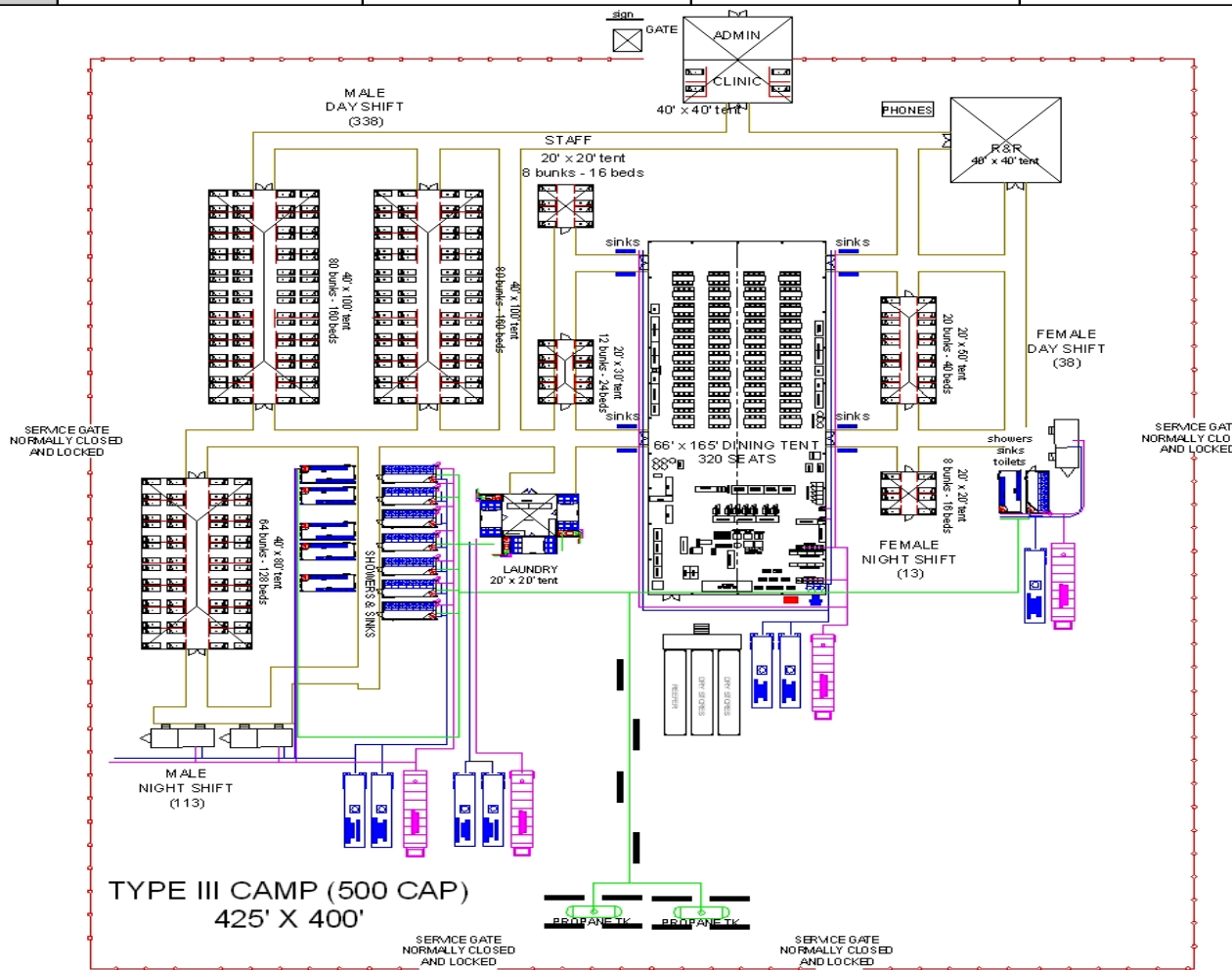
Figure 5: TYPICAL - TYPE III BASE CAMP - 500 PERSONS



**RESOURCE: State of Florida - Emergency Worker Base Camps**

**CATEGORY: Emergency Worker Encampment / Life Support / Base Camp**      **KIND: Facility System**

MINIMUM CAPABILITIES:		TYPE I	TYPE II	TYPE III	TYPE IV
COMPONENT	METRIC	FIGURE 1	FIGURE 2	FIGURE 3	FIGURE 4

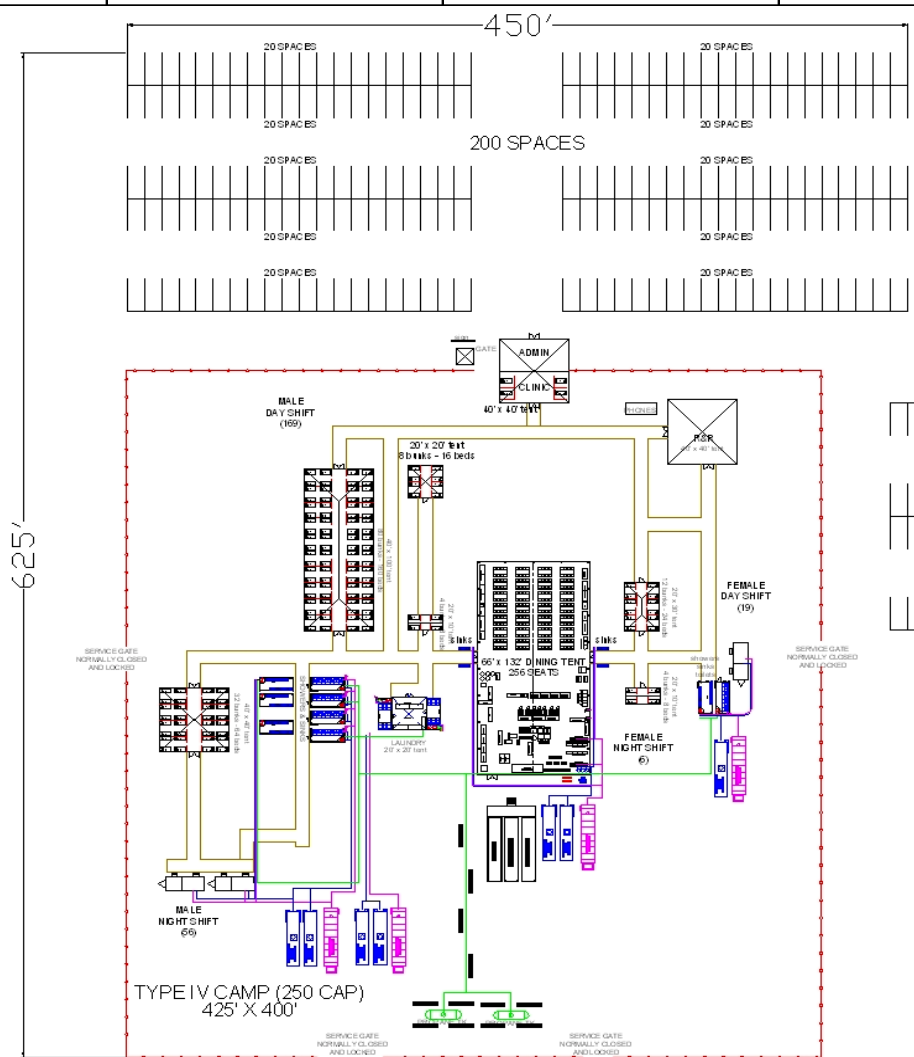


**Figure 6: TYPICAL - TYPE III BASE CAMP - 500 PERSONS**

**RESOURCE: State of Florida - Emergency Worker Base Camps**

**CATEGORY: Emergency Worker Encampment / Life Support / Base Camp**      **KIND: Facility System**

MINIMUM CAPABILITIES:		TYPE I	TYPE II	TYPE III	TYPE IV
COMPONENT	METRIC	FIGURE 1	FIGURE 2	FIGURE 3	FIGURE 4



**Figure 7: TYPICAL - TYPE IV BASE CAMP - 250 PERSONS**

